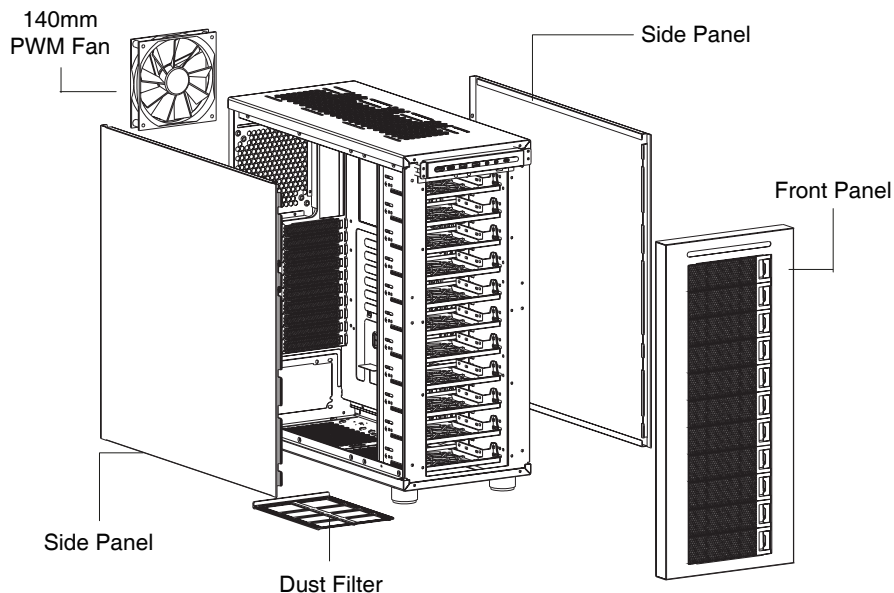
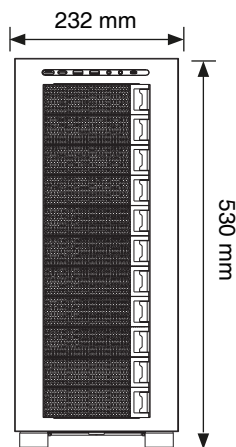



PRODUCT OVERVIEW

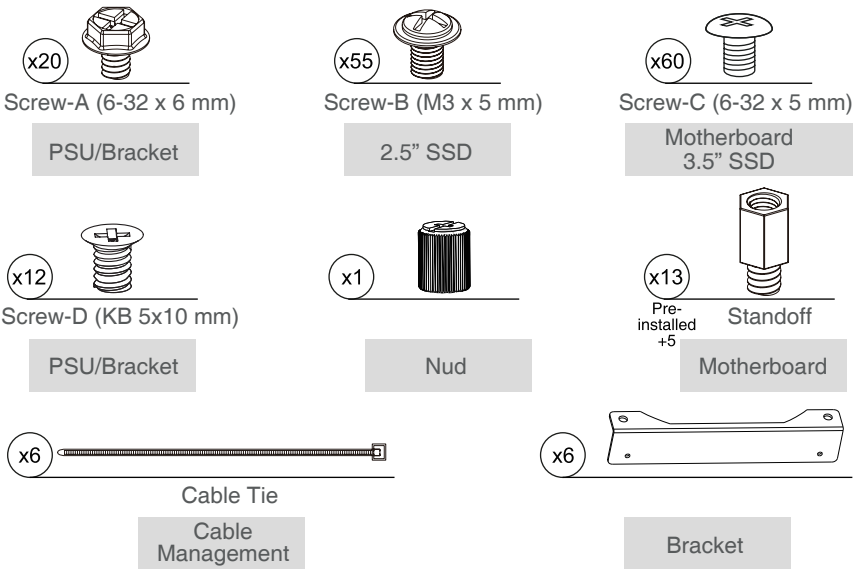
Product Diagram



Dimensions: 510 x 232 x 530 mm (W x H x D)



Accessory Kit

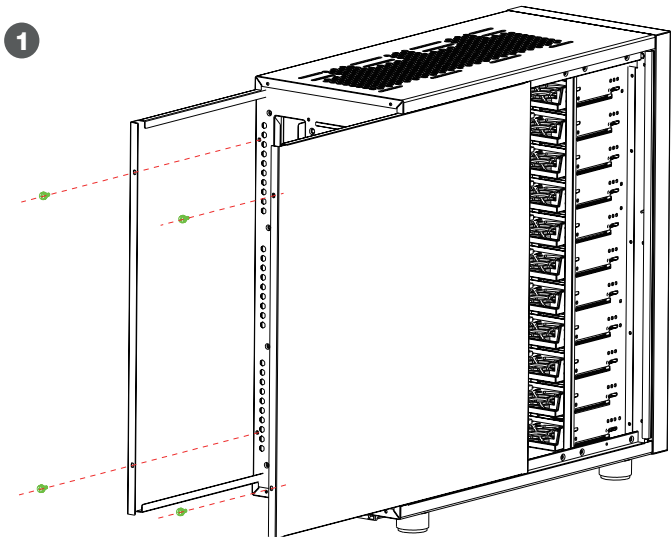


INSTALLATION GUIDE

Please remove all packaging materials before proceeding to disassembly/assembly.

1. Disassemble Side Panels and Front Panel

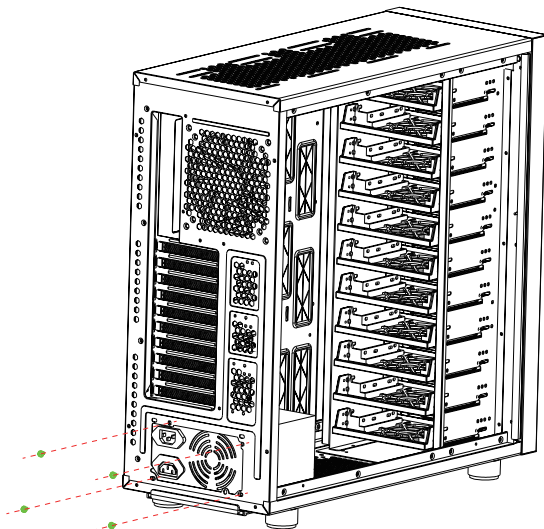
Remove the side panels first, then remove the front panel (Figure 1).



2. Install Power Supply

Please make sure that the holes of power supply aim at case cooling vents when installing power supply (Figure 3).

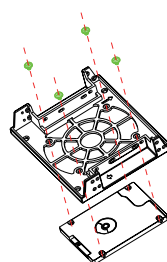
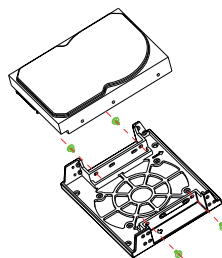
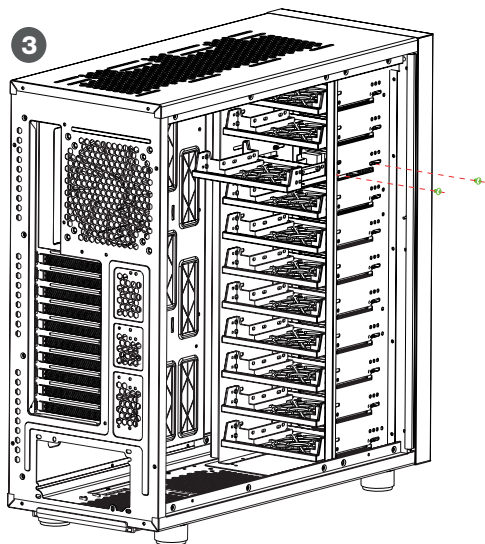
2



3. Lock HDD

Unscrew hard disk enclosure and install HDD with screws.

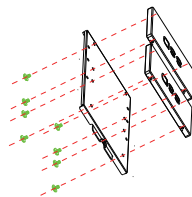
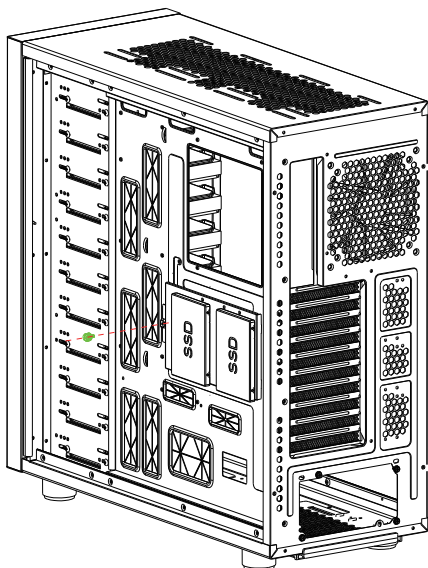
3



4. Lock SSD

Unscrew hard disk enclosure and install SSD with screws.

4

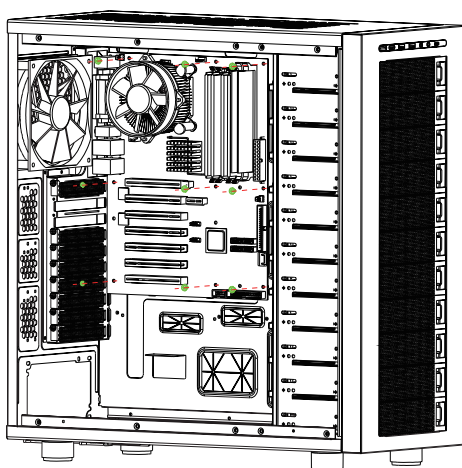


5. Install Motherboard

Make sure that the motherboard aims at the copper cylinder and fix motherboard with screw Screw-B.

Note: If the copper pillar of the case drops off please fix it with screw "Standoff" copper cylinder.

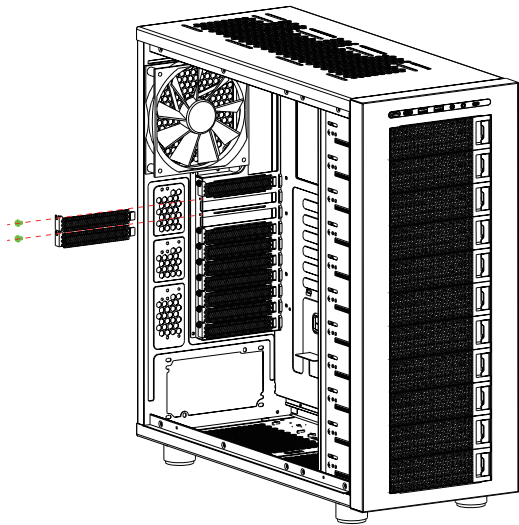
5



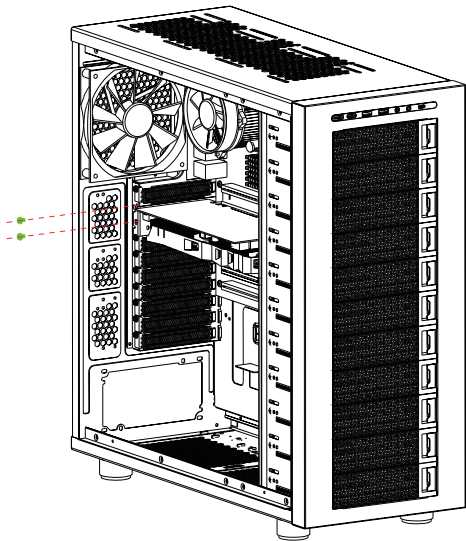
6. Install VGA Card

Remove the rear cover plate, make sure the VGA card aims at the motherboard slot and then fix VGA card and case with Screw.
VGA card bracket is equipped, which can be adjusted according to VGA card location.

6



Install Graphics Card




7. Install Water Cooling Radiator

Installing water cooling radiator on the top panel.

Secure the water cooling radiator with screws and put the panel back.

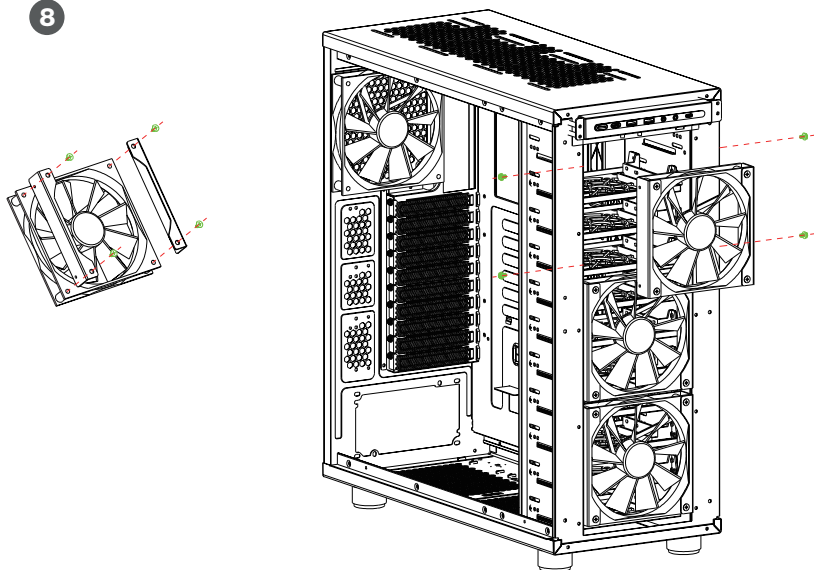
7



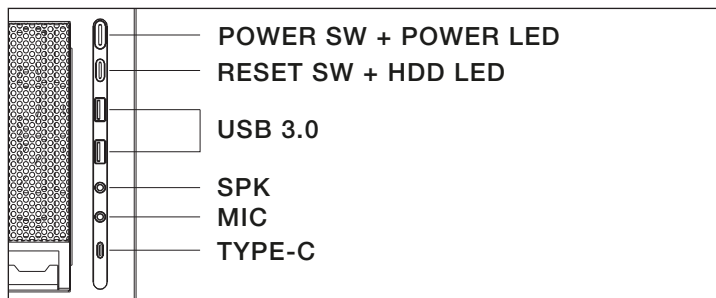
8. Install Fan

Installing Fan on the front and back of the case.

8



I/O PANEL



SPECIFICATIONS

Model	
Model Name	THOR NAS
Specifications	
Form Factor	Full Tower
Motherboard Compatibility	E-ATX / ATX / Micro ATX and below
Color	Black
External 5.25" Drive Bays	11
External 3.5" Drive Bays	0
Internal 3.5" Drive Bays	11
Internal 2.5" Drive Bays	2
Expansion Slots	10
Front Ports	1 x USB 3.2 Type-C / 1 x USB 3.0/ Audio
Fan Options	Front: 3 x 120mm, 3 x140mm Top: 3 x 120mm Rear: 1x 120mm, 1 x120mm (1 x140mm Included)
Radiator Options	Top: 360mm Rear: 120mm
Max GPU Length	400 mm
Max CPU Cooler Height	185 mm
Max PSU Length	240 mm

